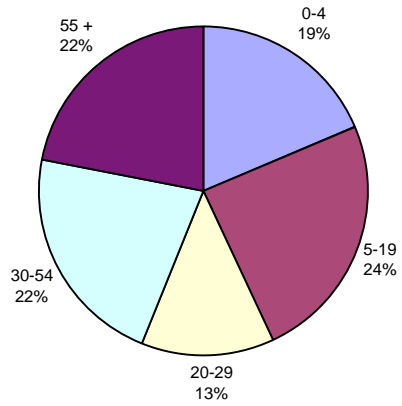


Kishwaukee United Way 2007 Survey - 2007 \$ Summary Results

Impact by Age

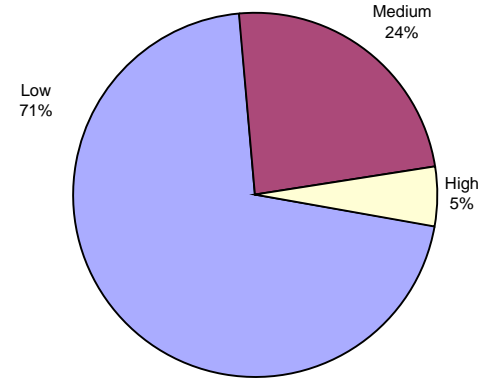
DeKalb County:	
0-4	6.2%
5-19	23.5%
20-29	22.5%
30-54	31.3%
55+	16.5%



Impact by Household Income

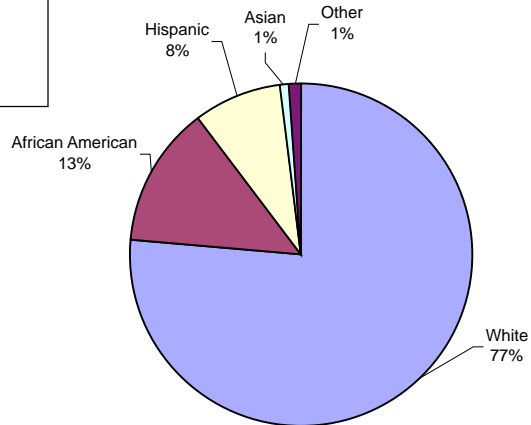
DeKalb County:	
Low	27.0%
Medium	26.9%
High	46.1%

Low	< \$25k
Med.	\$25k-50k
High	over \$50k

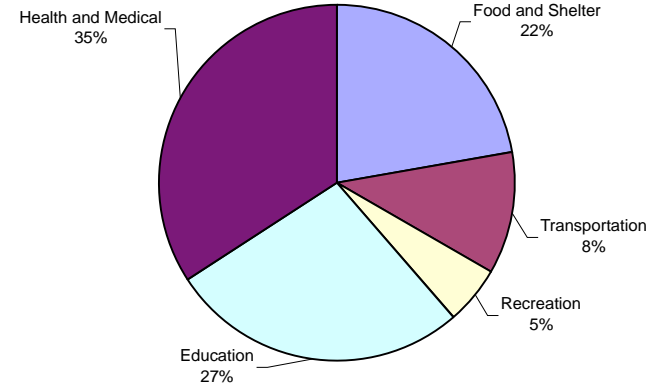


Impact by Ethnic Origin

DeKalb County:	
White	86.4%
Black	4.6%
Hispanic	6.5%
Asian	2.5%



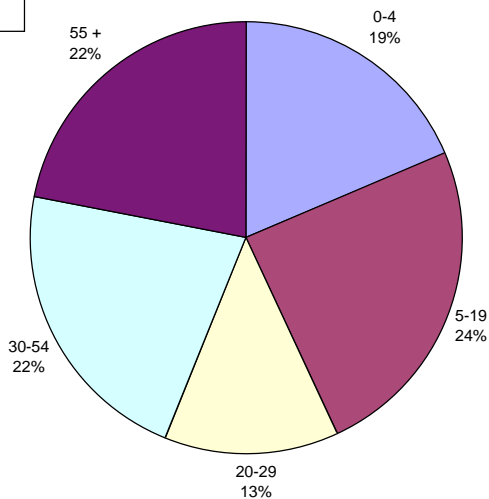
Impact by Lifestyle



**Kishwaukee United Way
2007 Survey - 2007 \$
Summary Results**

Impact by Age

DeKalb County:
0-4 6.2%
5-19 23.5%
20-29 22.5%
30-54 31.3%
55+ 16.5%



	Total \$ Allocated	Est/ Act/ No Data	Age				
			0-4	5-19	20-29	30-54	55 +
Total	404,895		75,013	99,691	52,885	88,277	89,031
%	100%		19%	25%	13%	22%	22%
Access Services	1,000	A	10	80	260	480	170
AYSO	1,500	A	-	1,290	45	45	15
Ben Gordon	10,000	A	-	3,200	2,400	3,700	700
CASA	6,000	A	1,560	4,440	-	-	-
CCCC	38,800	A	24,056	3,104	7,760	3,492	388
Childrens Home aid society	5,500	E	2,035	1,705	825	440	495
CLC	29,000	A	17,400	11,600	-	-	-
DCSEA/TIF	-	A	-	-	-	-	-
DK Co. Hospice	5,800	E	-	-	-	2,320	3,480
DK Cty Youth Serv	25,000	A	-	25,000	-	-	-
Elderly Care Serv	12,000	A	-	-	-	-	12,000
Epilepsy Resource	5,000	E	100	850	650	3,200	200
FSA of DK Co.	46,000	E	1,840	9,200	11,500	11,960	11,500
Girl Scouts	1,500	A	-	1,500	-	-	-
Growing Place	5,000	A	2,900	2,100	-	-	-
Hope Haven	33,000	E	2,640	3,630	9,240	15,180	2,310
N. Il Radio Info Svc	1,000	E	-	-	10	30	960
Opportunity Hse	23,400	A	-	2,808	5,382	11,466	3,744
PS Legal Serv.	5,000	A	-	150	1,500	2,600	750
RAMP	12,000	A	480	3,840	1,200	4,080	2,400
Red Cross	12,000	E	1,200	2,400	3,000	4,200	1,200
Safe Passage	18,000	A	1,260	5,940	4,140	5,940	720
SYC Child Care	25,000	E	18,250	6,750	-	-	-
Svc Girls SB	500	A	-	500	-	-	-
Svc Pony Baseb	1,500	A	-	1,500	-	-	-
Svc Youth Basebl	2,000	A	-	2,000	-	-	-
VAC	62,000	E	310	310	2,480	13,640	45,260
YMCA	14,500	A	972	4,684	2,393	5,104	1,349
Svc Girls SB	1,000	A	-	1,000	-	-	-
Svc Pony Baseb	1,000	A	-	-	-	-	1,000
Svc Youth Basebl	1,000	A	-	110	100	400	390

Act	Est	No Data
209,700	195,300	-
1,000	-	-
1,500	-	-
10,000	-	-
6,000	-	-
38,800	-	-
-	5,500	-
29,000	-	-
-	-	-
-	5,800	-
25,000	-	-
12,000	-	-
-	5,000	-
-	46,000	-
1,500	-	-
5,000	-	-
-	33,000	-
-	1,000	-
23,400	-	-
5,000	-	-
12,000	-	-
-	12,000	-
18,000	-	-
-	25,000	-
500	-	-
1,500	-	-
2,000	-	-
-	62,000	-
14,500	-	-
1,000	-	-
1,000	-	-
1,000	-	-

405,000

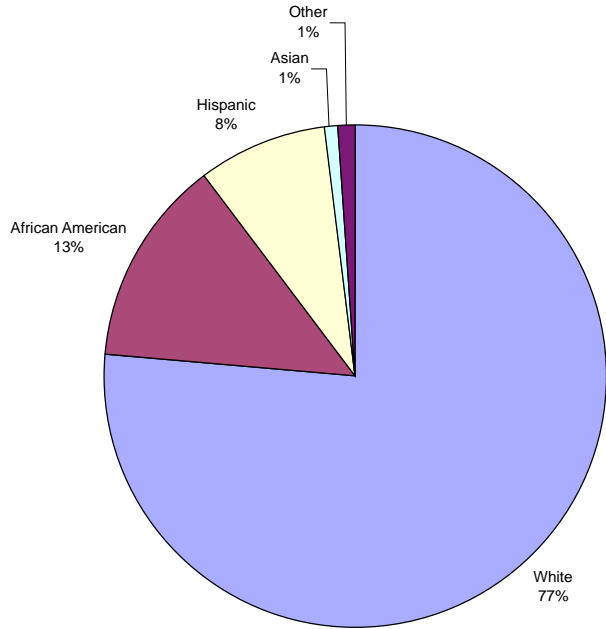
Actual	52%
Estimate	48%
No Data	0%

Age		
0-4	19%	75,013
5-19	25%	99,691
20-29	13%	52,885
30-54	22%	88,277
55 +	22%	89,031
Total	100%	404,895
Response Rate		#REF!

**Kishwaukee United Way
2007 Survey - 2007 \$
Summary Results**

Impact by Ethnic Origin

DeKalb County:
White 86.4%
Black 4.6%
Hispanic 6.5%
Asian 2.5%



	Total \$ Allocated	Est/ Act/ No Data	Ethnicity				
			White	Black	Hispanic	Asian	Other
Total	396,540		302,604	52,684	33,163	3,282	4,808
%	100%		76%	13%	8%	1%	1%
Access Services	1,000	A	750	100	90	10	50
AYSO	1,500	E	1,095	225	75	75	30
Ben Gordon	10,000	A	8,700	650	100	100	400
CASA	6,000	A	3,240	1,320	480	-	960
CCCC	38,800	A	22,892	8,148	7,760	-	-
Childrens Home aid society	5,500	A	2,915	1,650	385	-	550
CLC	29,000	A	13,050	9,570	6,090	290	-
DCSEA/TIF	-	A	-	-	-	-	-
DK Co. Hospice	5,800	A	5,742	29	29	-	-
DK Cty Youth Serv	25,000	E	20,500	1,500	2,500	-	500
Elderly Care Serv	12,000	E	11,520	180	180	60	-
Epilepsy Resource	5,000	E	4,150	150	650	50	-
FSA of DK Co.	46,000	E	40,940	2,760	2,300	-	-
Girl Scouts	1,500	A	1,290	45	90	15	60
Growing Place	5,000	A	3,800	750	300	50	100
Hope Haven	33,000	A	19,800	11,550	1,320	330	-
N. II Radio Info Svc	1,000	N	-	-	-	-	-
Opportunity Hse	23,400	A	22,230	702	234	234	-
PS Legal Serv.	5,000	A	4,000	900	50	50	-
RAMP	12,000	A	9,720	1,560	600	120	-
Red Cross	12,000	E	8,400	3,600	-	-	-
Safe Passage	18,000	A	12,780	2,160	2,160	180	720
SYC Child Care	20,000	A	14,800	800	2,000	600	1,200
Syc Girls SB	1,250	E	875	125	125	63	63
Syc Pony Baseb	1,500	N	-	-	-	-	-
Syc Youth Basebl	2,000	A	1,880	20	100	-	-
VAC	62,000	E	53,940	3,100	4,340	620	-
YMCA	14,500	E	12,035	870	1,015	435	145
Syc Girls SB	1,000	E	900	50	50	-	-
Syc Pony Baseb	1,000	N	-	-	-	-	-
Syc Youth Basebl	1,000	A	660	170	140	-	30

Act	Est	No Data
217,000	180,250	3,500
54%	45%	1%
1,000	-	-
-	1,500	-
10,000	-	-
6,000	-	-
38,800	-	-
5,500	-	-
29,000	-	-
-	-	-
5,800	-	-
-	25,000	-
-	12,000	-
-	5,000	-
-	46,000	-
1,500	-	-
5,000	-	-
33,000	-	-
-	-	1,000
23,400	-	-
5,000	-	-
12,000	-	-
-	12,000	-
18,000	-	-
20,000	-	-
-	1,250	-
-	-	1,500
2,000	-	-
-	62,000	-
-	14,500	-
-	1,000	-
-	-	1,000
1,000	-	-

400,750

Actual	54%
Estimate	45%
No Data	1%

Ethnicity		
White	76%	302,604
African American	13%	52,684
Hispanic	8%	33,163
Asian	1%	3,282
Other	1%	4,808
Total	100%	396,540

Response Rate #REF!

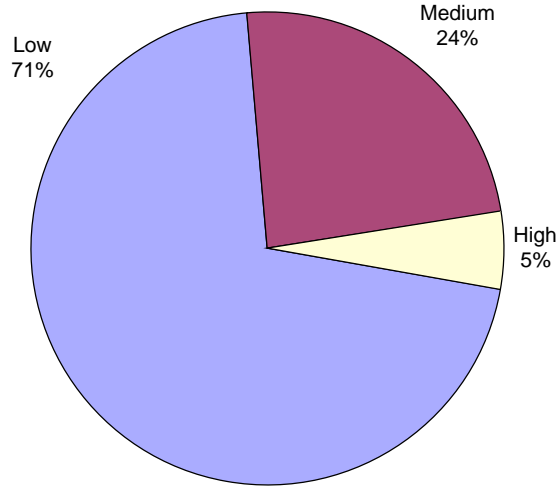
Estimate #REF!
Actual #REF!
No Data #REF!

**Kishwaukee United Way
2007 Survey - 2007 \$
Summary Results**

Impact by Household Income

DeKalb County:
Low 27.0%
Medium 26.9%
High 46.1%

Low < \$25k
Med. \$25k-50k
High over \$50k



	Income				
	Total \$ Allocated	Est/ Act/ No Data	Low	Medium	High
Total	372,450		264,174	88,455	19,822
%	100%		71%	24%	5%
Access Services	1,000	N	-	-	-
AYSO	1,500	E	300	900	300
Ben Gordon	10,000	A	5,500	4,400	100
CASA	6,000	E	5,580	420	-
CCCC	38,800	A	32,204	5,820	776
Childrens Home aid society	5,500	N	-	-	-
CLC	29,000	E	18,850	5,800	4,350
DCSEA/TIF	-	E	-	-	-
DK Co. Hospice	5,800	N	-	-	-
DK Cty Youth Serv	25,000	E	17,500	6,250	1,250
Elderly Care Serv	12,000	E	9,600	1,800	600
Epilepsy Resource	5,000	E	4,900	50	50
FSA of DK Co.	46,000	E	30,820	13,800	1,380
Girl Scouts	1,500	N	-	-	-
Growing Place	5,000	A	1,350	350	3,300
Hope Haven	33,000	A	33,000	-	-
N. Il Radio Info Svc	1,000	E	250	650	100
Opportunity Hse	23,400	A	22,932	-	468
PS Legal Serv.	5,000	A	4,900	50	50
RAMP	12,000	N	-	-	-
Red Cross	12,000	E	12,000	-	-
Safe Passage	18,000	E	14,400	3,600	-
SYC Child Care	20,000	E	10,200	9,400	400
Syc Girls SB	1,250	E	313	625	313
Syc Pony Basebl	1,500	N	-	-	-
Syc Youth Basebl	2,000	A	120	1,180	700
VAC	62,000	E	36,580	23,560	1,860
YMCA	14,500	E	2,175	8,700	3,625
Syc Girls SB	1,000	E	100	800	100
Syc Pony Basebl	1,000	N	-	-	-
Syc Youth Basebl	1,000	E	600	300	100

Act	Est	No Data
117,200	255,250	28,300
29%	64%	7%
-	-	1,000
-	1,500	-
10,000	-	-
-	6,000	-
38,800	-	-
-	-	5,500
-	29,000	-
-	-	-
-	-	5,800
-	25,000	-
-	12,000	-
-	5,000	-
-	46,000	-
-	-	1,500
5,000	-	-
33,000	-	-
-	1,000	-
23,400	-	-
5,000	-	-
-	-	12,000
-	12,000	-
-	18,000	-
-	20,000	-
-	1,250	-
-	-	1,500
2,000	-	-
-	62,000	-
-	14,500	-
-	1,000	-
-	-	1,000
-	1,000	-

400,750

Actual	29%
Estimate	64%
No Data	7%

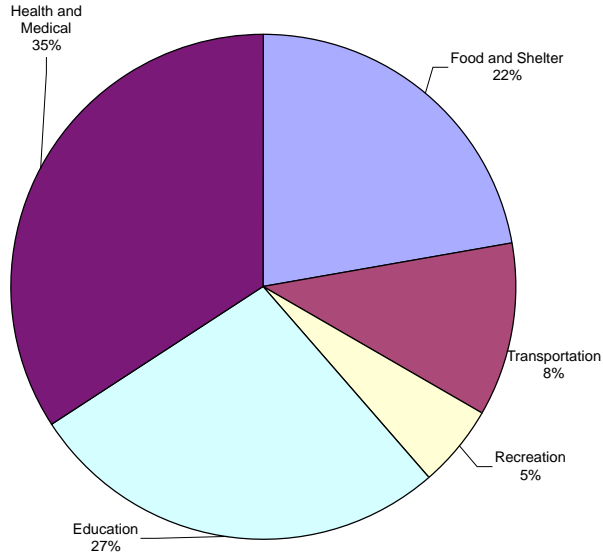
Annual Household Income

Low	71%	264,174
Medium	24%	88,455
High	5%	19,822
Total	100%	372,450
Response Rate		93%

Estimate #REF!
Actual #REF!
No Data #REF!

**Kishwaukee United Way
2007 Survey - 2007 \$
Summary Results**

Impact by Lifestyle



	Total \$ Allocated	Est/ Act/ No Data	Life Style				
			Food & Shelter	Transp	Recr	Educ	Health and Med
Total	\$ 399,250		\$ 88,527	\$ 44,595	\$ 21,275	\$ 108,696	\$ 136,157
%	100%		22%	11%	5%	27%	34%
Access Services	1,000	A	-	-	-	-	1,000
AYSO	1,500	E	-	-	750	750	-
Ben Gordon	10,000	E	-	-	-	1,000	9,000
CASA	6,000	E	-	-	-	-	6,000
CCCC	38,800	A	1,552	-	-	31,816	5,432
Childrens Home aid society	5,500	E	275	275	-	825	4,125
CLC	29,000	E	2,900	290	2,900	22,620	290
DCSEA/TIF	-	A	-	-	-	-	-
DK Co. Hospice	5,800	A	-	-	-	-	5,800
DK Cty Youth Serv	25,000	A	-	-	500	4,500	20,000
Elderly Care Serv	12,000	E	3,000	3,000	-	3,000	3,000
Epilepsy Resource	5,000	E	-	-	-	1,250	3,750
FSA of DK Co.	46,000	E	-	-	-	-	46,000
Girl Scouts	1,500	A	-	-	-	-	-
Growing Place	5,000	A	-	-	-	5,000	-
Hope Haven	33,000	E	23,100	1,650	1,650	3,300	3,300
N. II Radio Info Svc	1,000	0	-	-	-	1,000	-
Opportunity Hse	23,400	E	4,680	4,680	4,680	4,680	4,680
PS Legal Serv.	5,000	E	3,200	-	-	700	1,100
RAMP	12,000	A	4,920	600	600	2,760	3,120
Red Cross	12,000	E	10,200	-	-	-	1,800
Safe Passage	18,000	E	8,280	-	-	-	9,720
SYC Child Care	20,000	A	-	-	-	20,000	-
Syc Girls SB	1,250	A	-	-	1,250	-	-
Syc Pony Baseb	1,500	A	-	-	750	750	-
Syc Youth Basebl	2,000	A	-	-	2,000	-	-
VAC	62,000	E	25,420	34,100	620	620	1,240
YMCA	14,500	E	-	-	5,075	3,625	5,800
Syc Girls SB	1,000	E	-	-	500	500	-
Syc Pony Baseb	1,000	E	-	-	-	-	1,000
Syc Youth Basebl	1,000	A	1,000	-	-	-	-

Act	Est	No Data
114,850	284,900	-
29%	71%	0%
1,000	-	-
-	1,500	-
-	10,000	-
-	6,000	-
38,800	-	-
-	5,500	-
-	29,000	-
-	-	-
5,800	-	-
25,000	-	-
-	12,000	-
-	5,000	-
-	46,000	-
1,500	-	-
5,000	-	-
-	33,000	-
-	-	-
-	23,400	-
-	5,000	-
12,000	-	-
-	12,000	-
-	18,000	-
20,000	-	-
1,250	-	-
1,500	-	-
2,000	-	-
-	62,000	-
-	14,500	-
-	1,000	-
-	1,000	-
1,000	-	-

399,750

Actual	29%
Estimate	71%
No Data	0%

Lifestyle		
Food and S	22%	88,527
Transportat	11%	44,595
Recreation	5%	21,275
Education	27%	108,696
Health and	34%	136,157
Total	100%	399,250
Response Rate		#REF!